

PHIL ACKERLY'S

Simple Magic with Simple Objects

Color Vision



SOME ONE HANDS YOU ANY CRAYON THEY WISH, AS YOUR BACK IS TURNED. SECRETLY MARK YOUR THUMB NAIL WITH THE CRAYON, THEN HAND BACK THE CRAYON TO YOUR VICTIM. YOU HAVE NOT, AT ANY TIME, SEEN THE CRAYON!

NOW, YOU TURN AROUND, AND POINTING YOUR FINGER AT THE SAID VICTIM, YOU TELL HIM THE COLOR OF THE SECRET CRAYON!

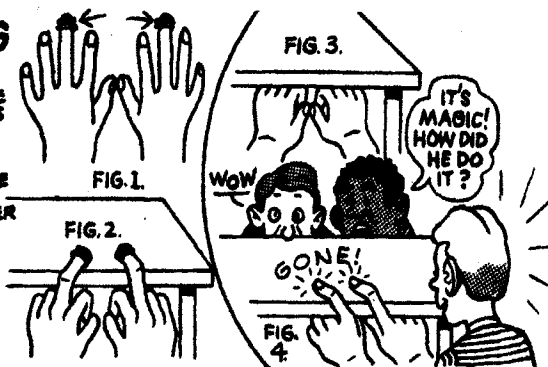


APPEARING & DISAPPEARING RUBBER BANDS!

WRAP A RUBBER BAND AROUND THE TIPS OF BOTH YOUR MIDDLE FINGERS (FIG. 1). ON THE EDGE OF A TABLE, SHOW THESE TWO FINGERS (FIG. 2).

PLACE BOTH HANDS UNDER THE TABLE EDGE (FIG. 3). THEN SHOW BOTH INDEX FINGERS AND SAY, "THE RUBBER BANDS HAVE DISAPPEARED!" (FIG. 4).

PLACE BOTH HANDS UNDER THE TABLE AGAIN, THEN SHOW BOTH MIDDLE FINGERS - WITH A SURPRISED LOOK ON YOUR FACE, DECLARE, "THE RUBBER BANDS HAVE REAPPEARED!"




Bloody Puzzler

ASK SOMEONE TO HOLD A RULER IN ONE HAND, AND A PENCIL IN THE OTHER. AS YOUR BACK IS TURNED, REQUEST THAT HE HOLD JUST ONE OF THE OBJECTS HIGH OVER HIS HEAD. AFTER A FEW MINUTES, TELL HIM TO PLACE BOTH OBJECTS ON THE TABLE, STILL HOLDING THEM. TURNING AROUND, YOU NOW TELL HIM WHICH OBJECT HE HELD ALOFT! THE SECRET IS IN THE PERSON'S HANDS. THE HAND THAT WAS RAISED WILL BE PALER THAN THE OTHER AND THE VEINS SMALLER DUE TO THE BLOOD LEAVING IT AS IT WAS RAISED!

KNOTS TO YOU!

MAKE TWO KNOTS IN A ROPE AS SHOWN IN FIG. 1. - TWO PEOPLE HOLD THE ENDS OF THE ROPE. COVER THE KNOTS WITH A HANDKERCHIEF - REACH UNDER THE HAN- KY, SAYING, "HOCUS- POCUS" WHILE YOU WORK UP THE LOWER KNOT TIGHT UP AGAINST THE TOPMOST KNOT - NOW, REMOVE THE HAN- KY - SHOWING THE LOW- ER KNOT IS GONE !!!



PAPER CUP STANDS ALONE


A PAPER CUP & AND A PLAYING CARD ARE SHOWN. YOU SAY YOU WILL BALANCE THE CUP ON THE EDGE OF THE CARD!

YOU THEN PROCEED TO DO SO! BY FOLLOWING THE DIRECTIONS SHOWN HERE, YOU, TOO, WILL BE ABLE TO DO THIS STUNT!



REMOVE THE TOP OF A CEREAL BOX - CUT A NEAT HOLE IN THE BACK. - WITH LIGHT CARDBOARD, MAKE A TRIANGLE-SHAPED "SECRET" BOX (FIG. 1). PASTE, OR SCOTCH TAPE, THE "SECRET" BOX OVER THE HOLE IN THE CEREAL BOX (FIG. 2).

WHEN YOU DO THIS TRICK, SHOW THE EMPTY BOX. WITH YOUR HAND, HIDE THE "SECRET" BOX IN THE MANNER SHOWN. NOW HOLD THE CEREAL BOX IN AN UPRIGHT POSITION. REACH INTO THE "SECRET" BOX AND PRODUCE THE OBJECTS YOU HAVE PREVIOUSLY PLACED THERE. NEVER SHOW THE BACK OF THE CEREAL BOX!



A magician's motto: Practice makes perfect.

Phil Ackerly Magic & Comedy
Corporate and Private Parties.
Call 408-246-8422 to make Phil appear!